

## DryGuide MassFlow

FEATURING REVOLUTIONARY DRYGUIDE™ TECHNOLOGY

PERFECT FOR



FEATURES AND BENEFITS

- Mass flow can & bottle drying post can warming, pasteurisation or sterilisation
- Up to 8 lanes of container drying
- Fixed DryGuide™ position for optimum drying
- Designed and refined using CFD simulations
- Quick changes between can & bottle sizes (SMED)
- Compact, modular design for easy installation
- Powered by Secomak's efficient blower technology
- Low maintenance



Product supplied may differ from image based on container drying requirements. Image represents Standard DryGuide MassFlow Drying Module.

PRODUCT SIZE (mm)			
BOTTLES		CANS	


MTBF	6,624 Hrs
MTTR	1 Hr
Efficiency	99.9%
Noise Level*	≤ 83 dB(A)

\*Noise levels have been measured at a distance of 1m from the machine.

DRYING MACHINES



Massflow DryGuide™ Fixtures

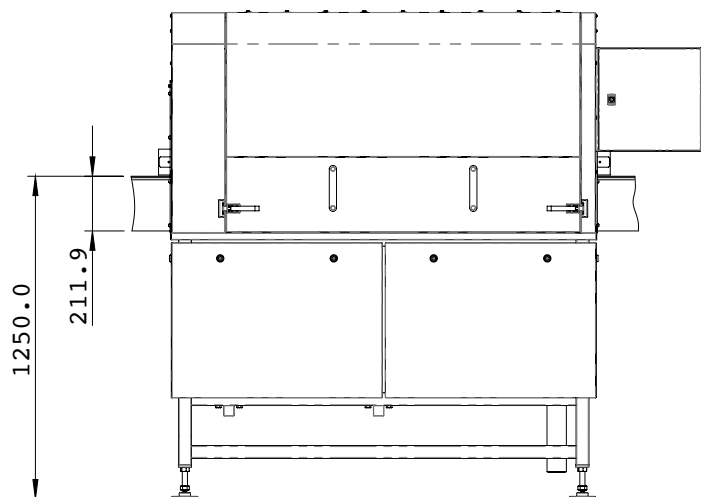
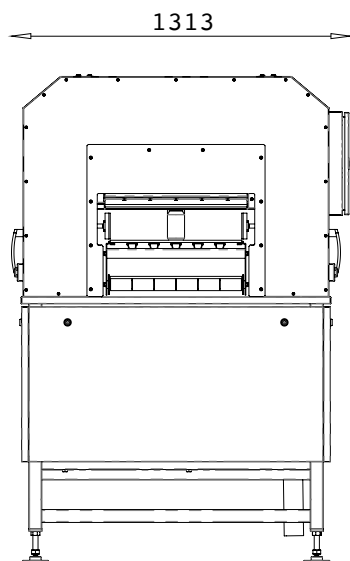
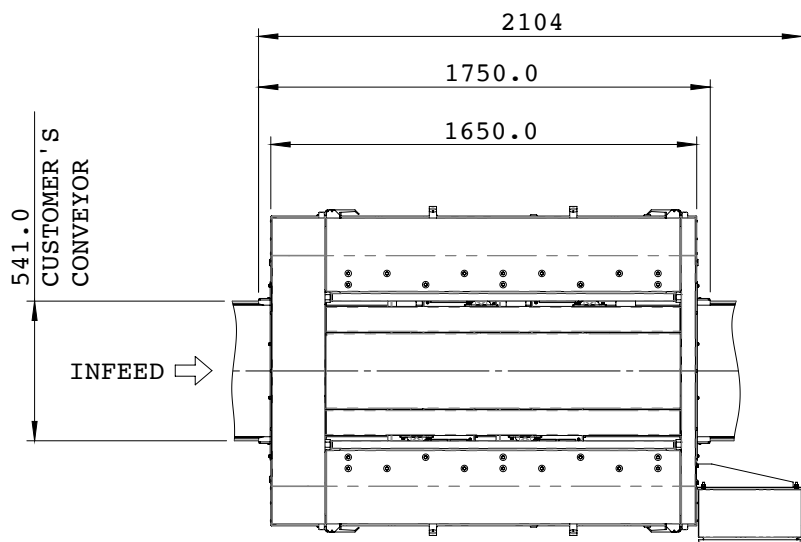


Massflow PowerGuide (Interior)

## DryGuide Module

### DIMENSIONAL DRAWING

	TECHNICAL DATA
Motor	15kW
Voltage	360-440 V / 50 Hz   432-528 V / 60 Hz
Phase	3
Energy Consumption	11kW
Current Protection	63 A (Back Up)
Nominal Current	24 A
Nominal Consumption	17.2 kVA
Power Factor (COS $\phi$ )	0.90



*\*Sample layout please contact us for a specific layout*

All dimensions in mm

DRYING MACHINES